

Business Glossary

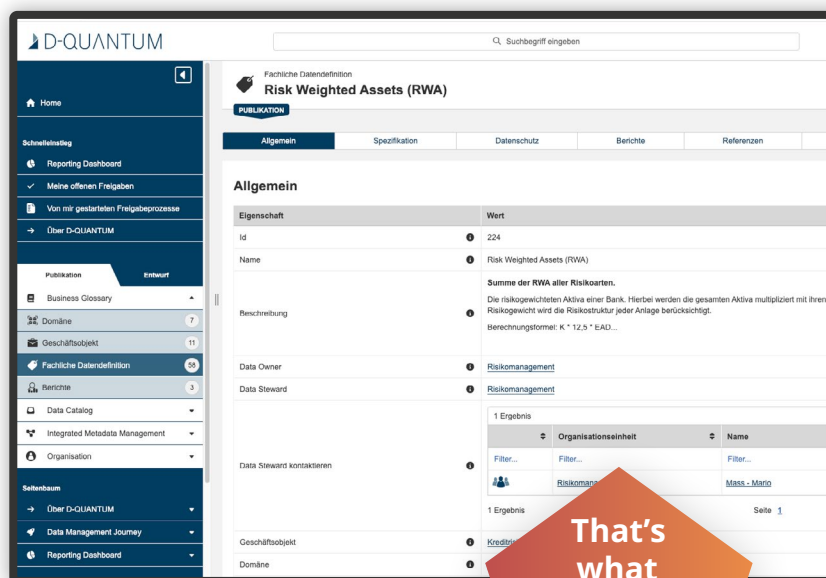
Speak one language in your company

– find key figures, reports, definitions and responsibilities

The intuitively operable D-QUANTUM Business Glossary creates better data understanding and increases confidence in your data. Attain greater data literacy through the central availability of business information on all of your company's data.

One definition, one business glossary, one common goal

In the D-QUANTUM Business Glossary, the **entire business knowledge** of a company, such as terms, business objects, key figures, reports, etc., is **gathered in a central location, defined and brought into a uniform context**. The **terminologies are categorised** and assigned to the responsible departments/ persons.




That's what D-QUANTUM can do!

The Business Glossary offers many advantages

- Consistent definitions**
create better understanding of terms and continuous increase in data literacy
- Intuitive search**
finds data within seconds and provides responsibilities and definitions at a glance
- Integrated workflows**
ensure metadata quality using approval processes with clear responsibilities

- Clear visualisations**
help to understand complex correlations through key figure systems and hierarchical dependencies of business data
- User Management with easy access**
managed through the D-QUANTUM role-based authorisation

Please turn →



Business Glossary

Do you also ask yourself these questions?

- What data is available in my company and how is it used?
- How are key figures calculated and in which reports are they implemented?
- How do changes in data definitions affect the other data?

Visualisations in the Business Glossary

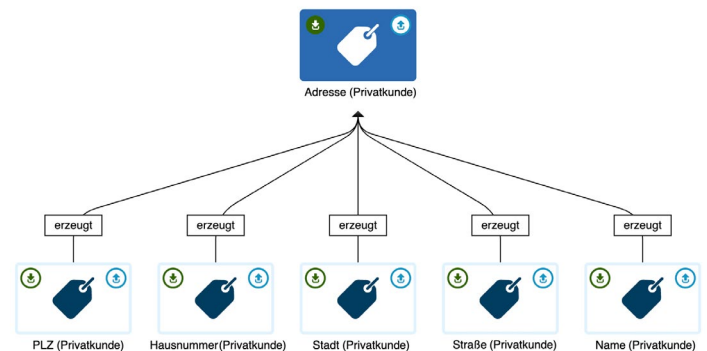
Key figure systems & hierarchies

Which dependencies exist between data?

All data elements in the Business Glossary are structured hierarchically. This facilitates the business understanding and offers individual filtering options.

Where does the data come from and where does it go?

The key figure systems describe the visualisation of business correlations, e.g. the composition of different key figures.



The Business Glossary explained in less than 2 minutes

Search for key figures, identify dependencies and responsibilities
– Watch our demo video now!

Watch now!



Selection of our customers that already rely on D-QUANTUM



Interested? Contact us!

Oskar-Schlemmer-Straße 13 | 80807 Munich | info@synabi.com | +49 89 231413175